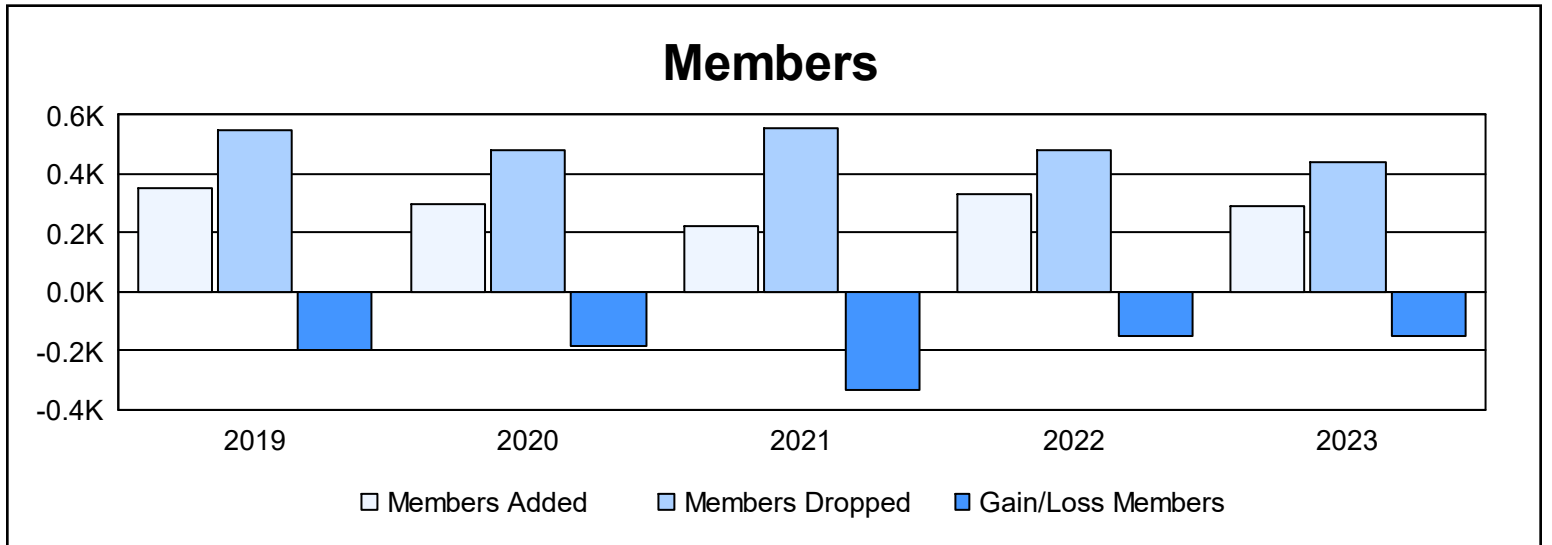
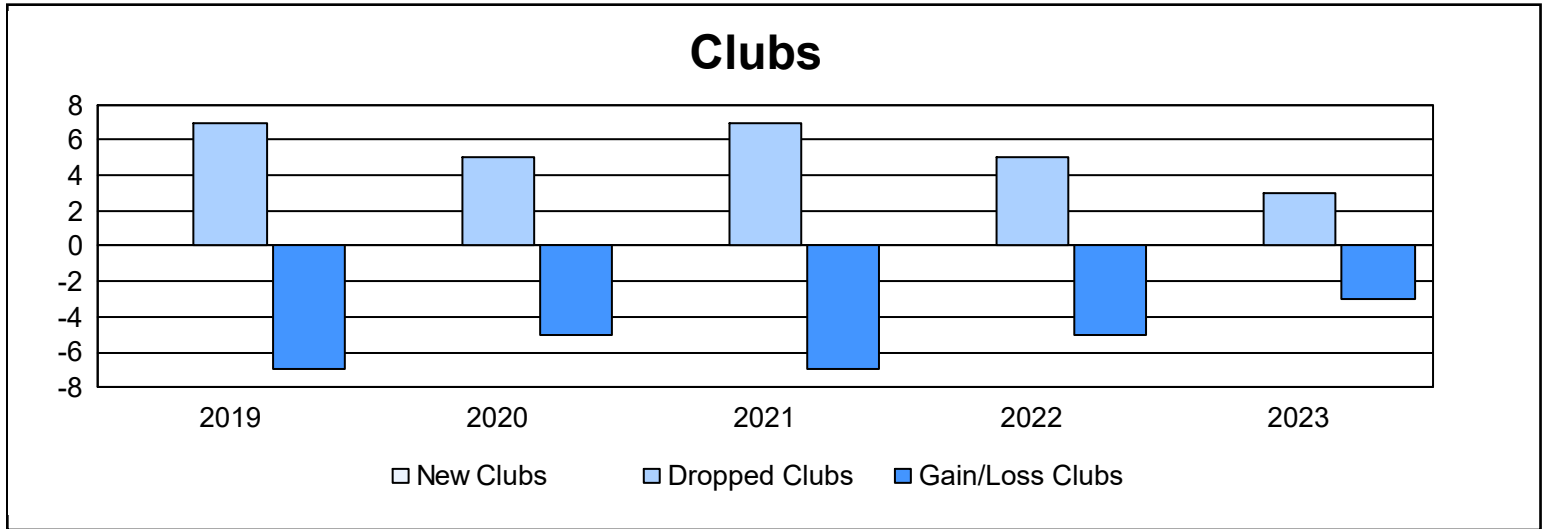


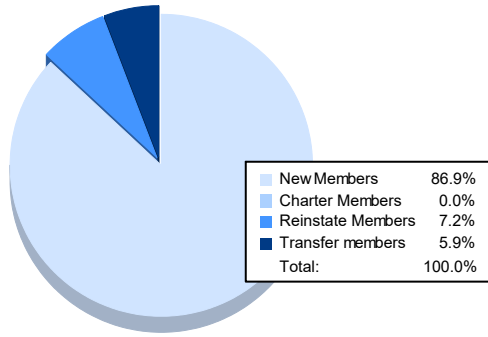
**Multiple District 3**

As of June 2023 Cumulative

Year	New Clubs	Dropped Clubs	Gain/ Loss Clubs	New Members	Charter Members	Reinstate Members	Transfer Members	Total Member Added	Total Members Dropped	Gain/ Loss Members
2018-2019	0	7	-7	316	0	15	20	351	550	-199
2019-2020	0	5	-5	220	2	43	32	297	484	-187
2020-2021	0	7	-7	191	4	10	19	224	557	-333
2021-2022	0	5	-5	281	0	39	12	332	481	-149
2022-2023	0	3	-3	252	0	21	17	290	440	-150
<b>Average</b>	<b>0</b>	<b>5</b>	<b>-5</b>	<b>252</b>	<b>1</b>	<b>26</b>	<b>20</b>	<b>299</b>	<b>502</b>	<b>-204</b>



### Membership Composition June 2023 Cumulative



### Gender Composition June 2023 Cumulative

